


TECHNICAL DATA SHEET

DERMOCASA LAVABILE

Ecological, washable, waterborne paint



DERMATOLOGICALLY TESTED

PRODUCT DESCRIPTION

DERMOCASA LAVABILE represents a highly ecological painting solution, attentive of people's well-being:

- it has a reduced content of VOC (Volatile Organic Compounds) pollutants that are dispersed in the air, potentially harmful to the environment and to health.
- it does not contain formaldehyde
- it does not contain ODS (Ozone Depleting Substances)
- it is dermatologically tested

Washable, odorless, with excellent hiding power, high whiteness, good yield and easy to apply.

INTENDED USE

Destination:	Specific for:
Interiors	Cement based surfaces, gypsum and plasterboard
	Walls and ceilings

SURFACE PREPARATION

The correct surface preparation of the substrate will guarantee the best results in terms of product yield, appearance and resistance in time of the finish

CEMENT, GYPSUM AND PLASTERBOARD SURFACES

- **New unpainted surfaces** Clean the surface and remove all possible traces of dust or dirt. In presence of mold, clean the surface well with **SANIFLEX** then prime with **ADIFIX CON ANTIMUFFA** thinned as specified.
- **Previously painted surfaces:** Check that the state of the existing paintwork is in excellent condition, if so, proceed directly with the application of the paint. If the surface shows signs of defects, such as peeling or chalking, remove any loose parts that would compromise the correct adhesion of the product then proceed as indicated for **New unpainted surfaces**.

The information reported herein is the result of our best experience and technical knowledge to date and is given in good faith and for guidance only. ADICOLOR cannot be held responsible for the actual use of the product since the application is influenced by many factors and is carried out beyond our control. The data and information herein may be subject to changes, even without notice, as a result of any technical development.
This technical data sheet cancels and replaces any existing previous version.

Additional information:

- The substrates must in every case be sound, dry and clean.
- Remove all possible traces of dust, dirt or other impurities before the application.
- The nature of the support can change the final appearance of product.












INSTRUCTIONS FOR USE**Tools used for application**

- Brush
- Roller
- Spraying equipment

APPLICATION METHOD

- It is recommended to apply the product, thinned as specified, in two coats.

TECHNICAL SPECIFICATIONS

	Indicative spread rate per coat (m ² /ℓ)	-	-	8 to 10
	Thinning (%)	-	water	Brush / Roller: 15 to 20 Spray: 20 to 25
	Touch dry (at 25°C)	-	hours	2 to 4
	Totally dry	-	hours	8 to 10
	Recoat time	-	hours	4 to 6
	Density (kg/ℓ, ±0.02)	ISO 2811	at 20°C	1.540
	Viscosity Brookfield (mPa·s)	ISO 2555	at 20°C	13,000 to 15,000
pH	pH value (±0.5)	-	-	8.5
	Solid contents by weight (% , ±1)	-	-	61
	Wet scrub resistance and cleanability	ISO 11998	-	Class 3
	Hiding power	ISO 2814	-	Class 2
	Gloss value (at 60°)	ISO 2813	-	2.6 Gloss value Very Matt

* the data herein reported refer to measurements made at the end of the production process.

TOOL CLEANING

- Clean working tools immediately after use with soap and water.

The information reported herein is the result of our best experience and technical knowledge to date and is given in good faith and for guidance only. ADICOLOR cannot be held responsible for the actual use of the product since the application is influenced by many factors and is carried out beyond our control. The data and information herein may be subject to changes, even without notice, as a result of any technical development.
This technical data sheet cancels and replaces any existing previous version.

WARNINGS AND ADDITIONAL INFORMATION

- Do not apply with air and surface temperatures below 5°C and above 28°C.
- The drying times indicated may vary in relation to the relative humidity and the existing temperature.
- Carefully verify spread rates and the surface area to be coated to avoid running short of product during the working process. This will also reduce the risk of eventual differences in tones.
- The spread rates and yields of the product are given as guidance only and may vary notably according to the substrate condition and the application method used.
- Stir the product thoroughly before use.
- Remove masking tapes before total drying of the product.
- It is recommended to always carry out a sample test on the specific surface before starting the final work.

HANDLING AND STORAGE

- Consult the relative **Safety Data Sheet** for the detailed user's health and safety information.
- Use the product in accordance with your current health and safety legislation regulations in force.
- Do not disperse the packaging in the environment
- Store the undiluted product, in original well sealed containers, in a cool and dry area, sheltered from frost and sources of heat.
- Protect the product at all times from freezing.

COLORS

Colors available:

- White

Product included in the Adicolor tinting system:

- White (=White Base)

Reference color-guides	<ul style="list-style-type: none">▪ Adicolor fan-deck "Le sensazioni del colore" (pale-color selection)▪ NCS® (pale-color selection)
-------------------------------	---

- If the product requires coloring, be sure to use product bases and colorants belonging to the same batch number for the same job to avoid slight variations in color from showing.
- When using multiple cans for the same job, we recommend to mix the relative products together before use. We also recommend to use products from the same batch numbers for the same application area.
- The colors presented in our catalogues are for guidance only, even when true product applications are shown. Colors may vary notably in relation to the application, the substrate, light reflectance and the environment.
- It is recommended to test and validate colors before carrying out the final job in order to avoid any disputes.